		100,480.30	127,357.21	-21.10%
		15.84	36.60	-56.72%
		227.04	28.24	703.97%
		6,988.00	8,332.17	-16.13%
		3,069.35	-	-
		4,741.47	6,637.89	-28.57%

2025 2024 0.35

2025 2024 2.7 2025

3% 13%

2025 2024

2024

	5,058.62	50.30%	0.19%	1,322.03	15.87%	-68.13%
	4,998.73	49.70%	35.71%	7,010.14	84.13%	-8.82%



“ ” 3,044

2025 42%

28%

2025

ñ ò

2025 17,399.42

“ ” “ ” 2025 31

2025 17,171.55

17% 38% 13

2025 @ì 1,498.36

70% 37%

2025 1 31

1

		2,662.91	420.97	18.78
		13,258.01	1,149.53	9.49
		1,233.31	52.60	4.45
		15,349.56	15,187.26	9,357.82

18.78%

È 9.49%

1 132.99

022

3

2025 2026

14,000 18,000

2025 1

2025 2026

>

	48,406.36	44,318.12	9.22%
	5,740.54	4,677.89	22.72%
	88.14%	89.44%	-1.3%
	18,549.82	10,467.60	77.21%

2

		379.14	431.86	-12.21%
		0.04	0.06	-27.76%
		16,633.67	26,229.17	-36.58%
( )		2,814.45	3,080.72	-8.64%
		83.08%	88.25%	-5.17%
		85.58	38.71	121.06%
		0.37	0.46	-20.24%
		31,368.00	17,790.59	76.32%
( )		2,576.79	1,341.78	92.04%
		91.79%	92.46%	-0.67%

A	3,974	78.44%	3,650	73.52%	2024/4/19
B	3,733	11.37%	3,611	18.26%	2023/10/19
C	3,464	50.22%	2,646	19.99%	2024/4/12
D	3,357	-20.91%	3,868	-11.19%	2015/10/22
E	1,312	13.30%	1,291	19.65%	2017/8/8
				-	-

2025

2023 2024

2025 2025

1

2 2025

2026 24

3 ñ ò

ñ ò

ñ ò



10

2024

2025 5

D	1,809.34	2,266.41

2025 /

			/	/	2025
1	7.30%	100,000,000.00	12,990,913.05	47,499,070.75	134,508,157.70
2	4.75%	40,000,000.00		10,621,579.82	50,621,579.82
3					

3	3.72%	-
4	6.39%	-
5	5.73%	-
6	1.88%	-
7	5.83%	-
8	4.55%	-
9	10.11%	-
10	8.24%	-
11	2.05%	-
12	4.67%	2024
13	2.15%	-
14	8.94%	-

1		46.80%	
2		60.00%	
3		75.00%	
4		10.50%	
5		14.29%	
6		1.61%	

4

2025 4 0.54

1		2.98%	
2		26.87%	
3		44.40%	
4		15.00%	

5 ( )

2025

2025 /

4	30%	300.00	16.28	316.28	1
5	40.00%	5,333.00	-2,549.95	2,783.05	1
6	0.14- .16				

“ ” 2024 2025

7,067 7,035

“ ” 53.20%

61.848%

36.29% 4,500

4,486

א .

ò

2 March Elite (HK) Limited

2024 6 90.91% Vita Spring IVD Fund L.P.

“ ” March Elite (HK) Limited 10,000

100% 2024 6 March

Elite (HK) Limited GP LP

March Elite (HK) Limited 10,000 10,346

2024 6 28

A	Vita Spring IVD Fund, L.P.	10,000	A	96.6557%
B	Atticus Health Limited	345	A	3.3346%
C	Vita Spring Ventures Limited	1	B	0.0097%

March Elite (HK) Limited

1 ñ

(i) A (ii) B 1

B 4.2(c)

ò

2 ñ

C

C A B

ò

B

20% 10% B



March Elite (HK) Limited

March Elite (HK) Limited

B

March Eli

(HK) Limited

March Elite (HK) Limited

March Elite (HK) Limited

“ ”

March Elite (HK) Limited

March Elite (HK) Limited



2024 6

		Jonathan James O'Halloran	Jonathan James O'Halloran
			-
			-
		-	

5 1 March Elite (HK)

Limited 1

	622.97	43.65%	850.2402	44.64%
MARCH ELITE (HK) LIMITED	543.62	38.09%	543.6156	28.54%
	200.00	14.01%	200	10.50%
YAN HAN	26.54	1.86%	26.5419	1.39%
	34.09	2.39%	56.8182	2.98%
/			227.2727	11.93%
	1,427.22	100.00%	1904.4886	100.00%

2023 12 35.68 / QuantuMDx

13,563,147.21 4,175,994.96

2024	2024	= +		= -
13,494,452.08	-4,107,299.83	9,387,152.25	13,563,147.21	4,175,994.96

	645,817,628.75	471,561,178.30	470,959,983.51
	768,889.43	561,183.05	561,183.05
	839.94	840.30	839.23
	44,256,450.45	601,194.79	

2025

4,425.65

2025

1

8 8666/ ǵ ǔ ǔ

	103,182.51	839.94	8,666.67	
	207,702.78	625.89	13,000.00	

2025 4,425.65

50%

	612,725,262.55	336,419,856.76	276,305,405.79	82.13%
	165,903,480.98	2,450,632.88	163,452,848.10	6669.82%
	388,059,433.67	209,091,488.25	178,967,945.42	85.59%
	-29,880,484.43	-101,437,185.35	71,556,700.92	70.54%

2024

414.59 /

40 /

First Light Diagnostics, Inc. "First Light" 2006

MultiPath

PCR First Light

" + " 2021

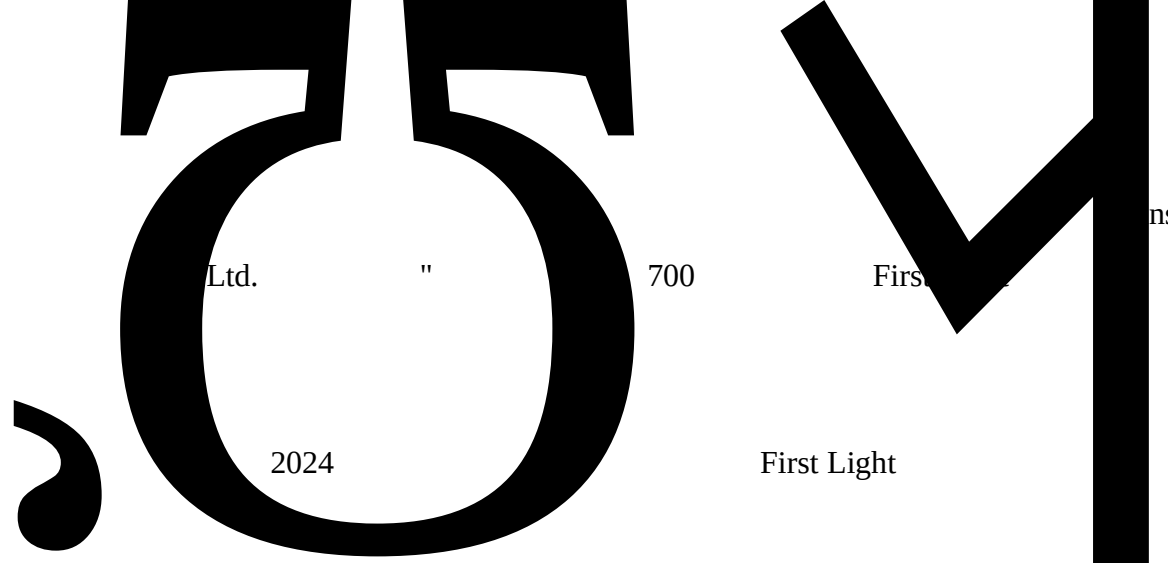

nsure Biotech UK

Ltd. " 700 Firs 21.76%

2024 First Light

" " First Light

, n ſ

	-428.43	-667.44

2024

2023-2025

1	7,883.47	1,441.03	9		2020 5	2022 10	CYP3A5 PCR-	PCR-	CYP2C19		711.5	49%
2	15,027.94	2,391.49	7	1	2018 6	2022 10	EB		PCR			

							(PCR)			
5	22,271.14	3,864.71		13	20203	202210	96/384 Plus)(S-S13E-P)	SansureTOF (Natch CS3	315.14	8%
6	13,426.77	512.60	1 CE 1		20184	202210	HIV IVDR ¿ÉcÉ@ê NMÍÀ 1+2)( )	(PCR-	3.57	1%
7	12,731.02	1,676.32	CE 88 2 60 50 NMPA 4 461		20233	20247	A		127.1	8%
8	5,754.95	1,319.52	1 CE 3		20193	20234	7 ^	HBV RNA		

6 ð ð 2006 t Ď æ Ē

1

2

3

4

5

	23,788.26	18,634.27	5,153.99	21.67%	
	39,771.55	31,794.39	7,977.16	20.06%	

20%

29.20% 27.68%

A	2,700.00	2017 5		100%		
	190.63	2009 -2020		100%		

2025

A

2,700.00

A 2,700

2024

2025 2026 “ ”

IFC

1,349 2024

(International Finance Corporation)(

“ IFC ”) IFC 5,500

7

IFC

515

236.60

2026 6 12